

HellermannTyton

INSMCROE

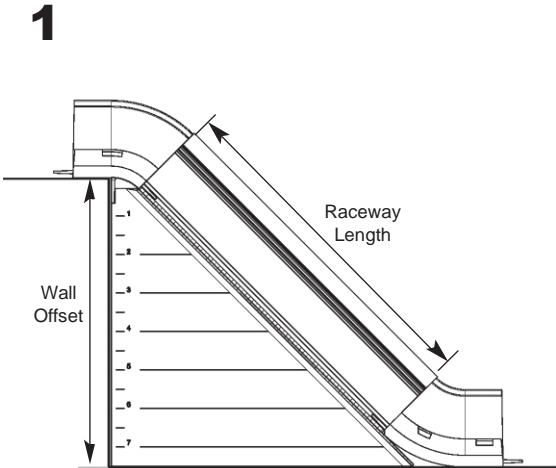
INSTALLATION INSTRUCTIONS FOR INFOSTREAM™ MULTI-CHANNEL RACEWAY SYSTEM




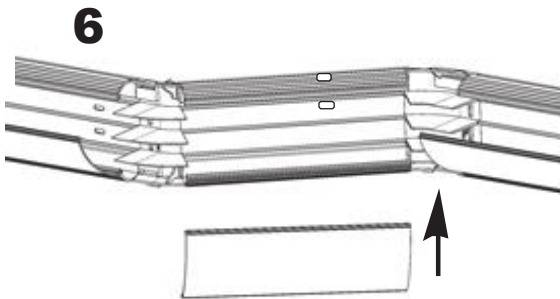
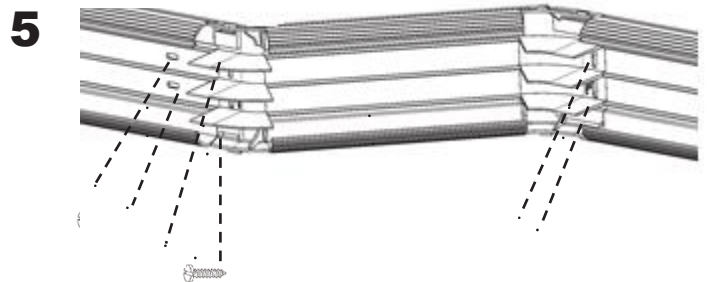
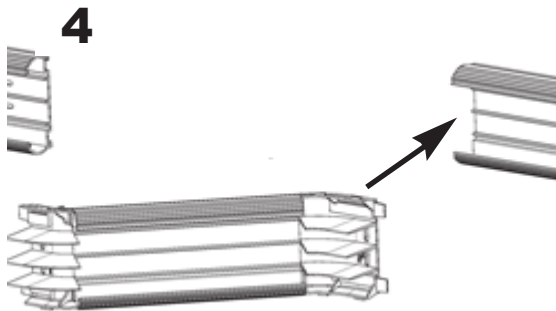

OFFSET ELBOW

Part Number: MCR_OE


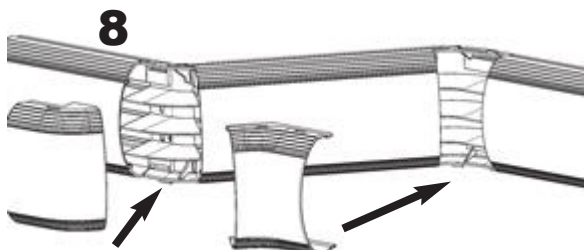
Cut raceway as shown in table.



| Offset Distance | Raceway Length |
|-----------------|----------------|
| 2" | 1-1/8" |
| 2-1/2" | 1-7/8" |
| 3" | 2-9/16" |
| 3-1/2" | 3-1/4" |
| 4" | 4" |
| 4-1/2" | 4-11/16" |
| 5" | 5-3/8" |
| 5-1/2" | 6-1/8" |
| 6" | 6-13/16" |
| 6-1/2" | 7-1/2" |
| 7" | 8-1/4" |
| 7-1/2" | 8-15/16" |



Note: Raceway cover must extend at least 1/4" beyond end of raceway base and rest on top of offset base.



HellermannTyton • 7930 N. Faulkner Rd. Milwaukee, WI 53224
 Phone:(800)537-1512 • Fax:(800)848-9866
 www.hellermann.tyton.com • email:corp@htamericas.com